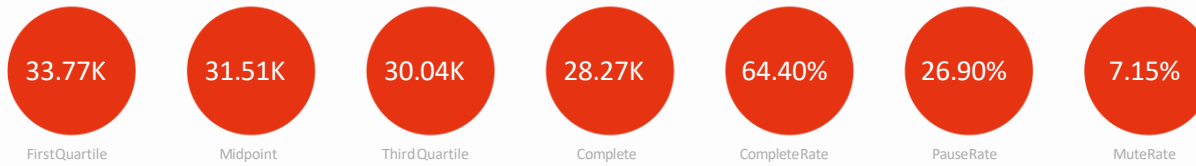


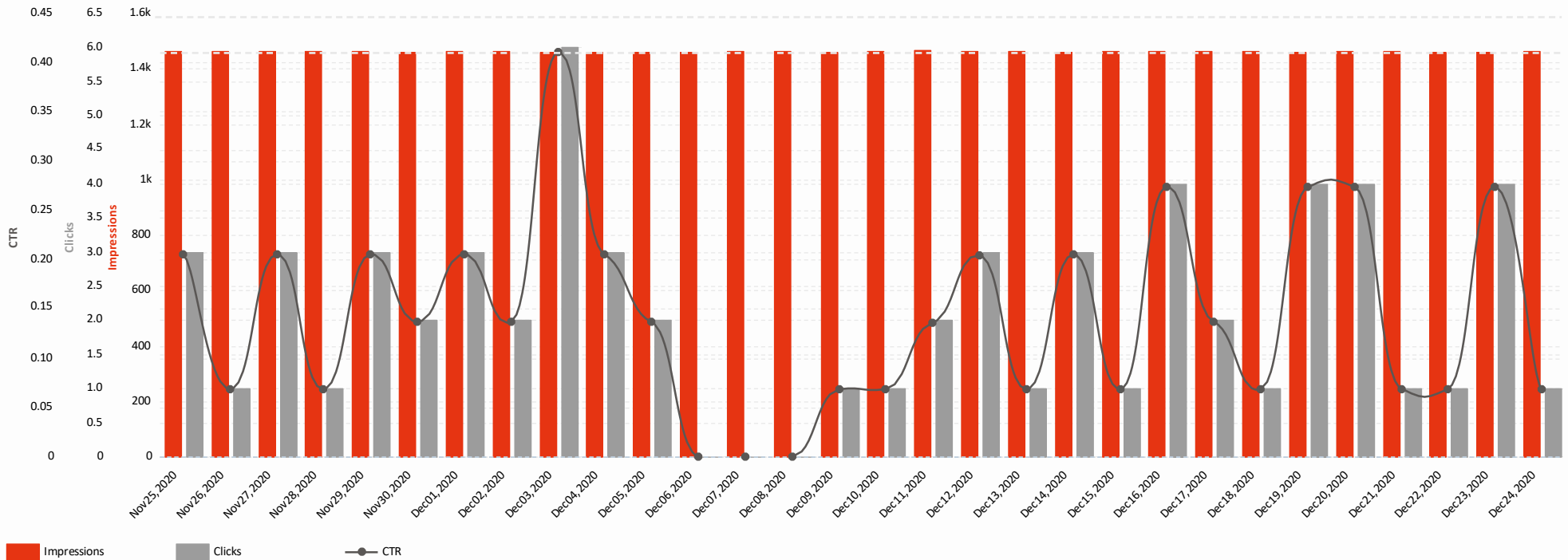
Video Ad Performance



Video Completion Rates



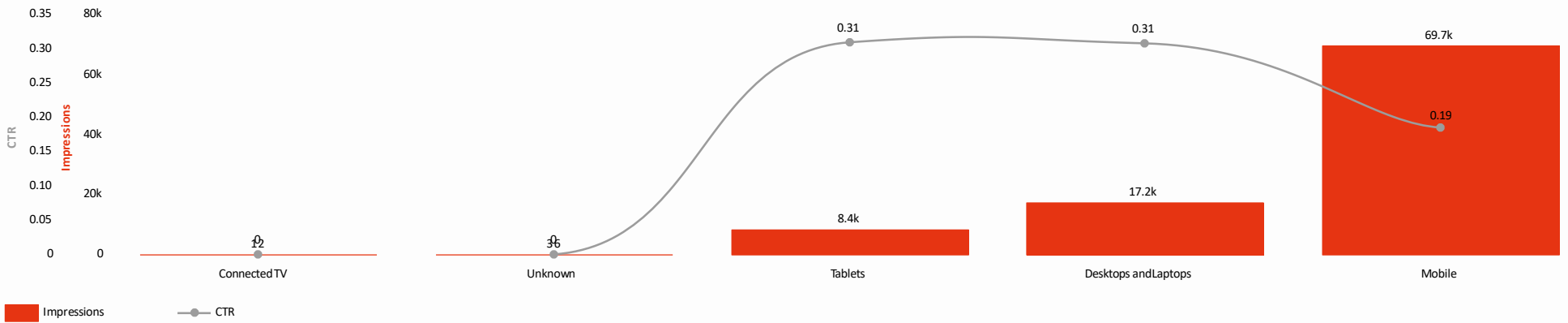
Overall Programmatic Trending Data



Device Breakdown

Device Type	Impressions	Clicks	CTR
Total	43,875	63	0.14%
Mobile	29,112	49	0.17%
Desktops and Laptops	7,685	13	0.17%
Connected TV	5,568	1	0.02%
Tablets	1,510	0	0.00%

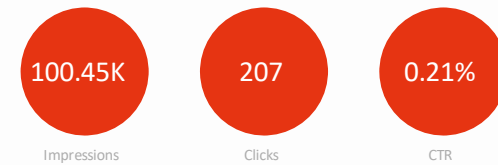
Impressions and CTR by Device Type



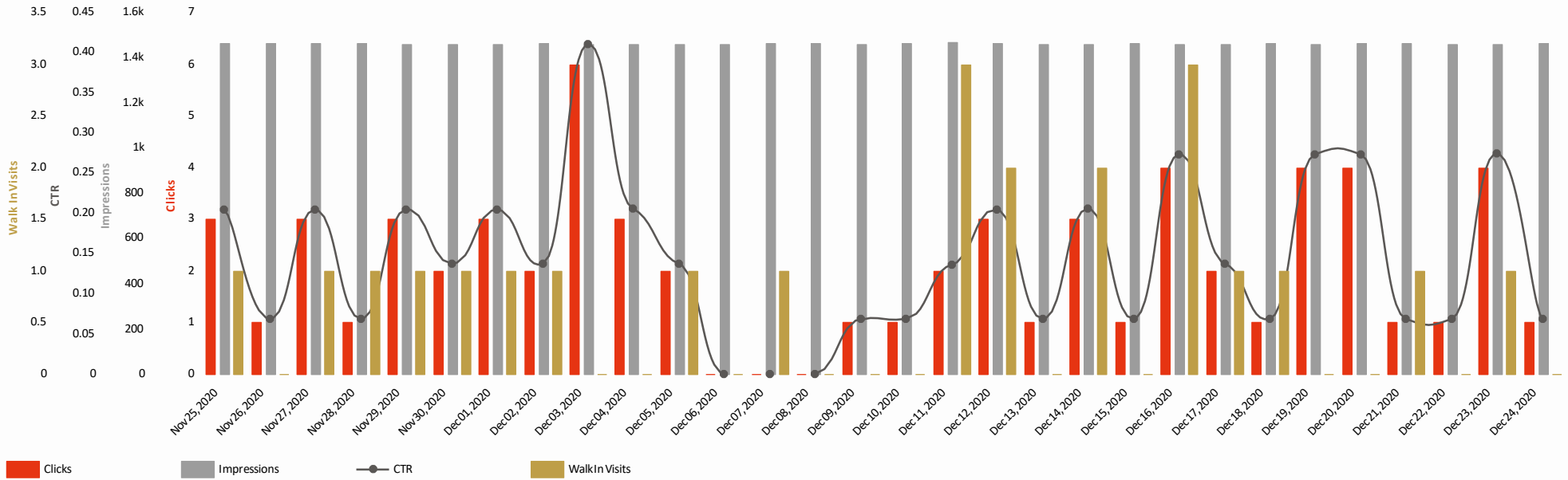
Android Performance



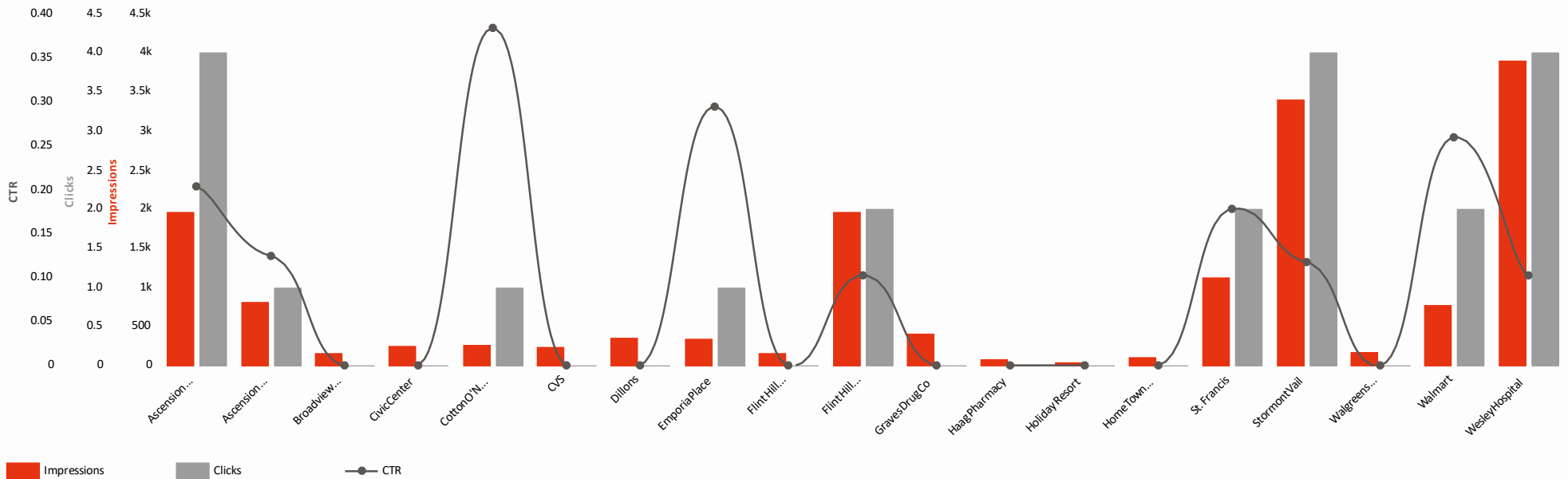
iOS Performance



Geofencing Trend Data



Traffic By Geo Fence



How are my individual campaigns performing?

Campaign	Impressions	Clicks	CTR	Conversions	WalkIn Visits
[Redacted] h_GF_Video_11/1/2020-10/31/2021	16,488	21	0.13%	0	23
[Redacted] h_Search/KWC_Video_11/1/2020-10/31/2021	13,156	21	0.16%	0	0
[Redacted] h_GeoTargeting_OTT_11/1/2020-10/31/2021	5,494	1	0.02%	11	0
[Redacted] h_GeoTargeting_CTV_11/1/2020-10/31/2021	5,446	17	0.31%	0	0
[Redacted] h_SiteRT_Video_11/1/2020-10/31/2021	3,291	3	0.09%	0	0

Keyword Performance Programmatic

Grid contains more rows, but they have been clipped.

Keyword	Impressions	Clicks	CTR
Total <input type="checkbox"/>	13,156	21	0.16%
health_optimized_audience	5,460	15	0.27%
vaccine	1,173	0	0.00%
injury	793	1	0.13%
healthline	493	1	0.20%
doctor	490	1	0.20%
doctors	405	1	0.25%
symptoms	368	0	0.00%
hospital	326	0	0.00%



What contextual categories are my ads showing up in?

Grid contains more rows, but they have been clipped.

Context	Impressions	Clicks	CTR
Arts & Entertainment	9,518	20	0.21%
News	3,852	10	0.26%
Hobbies & Special Interests	3,505	5	0.14%
Technology & Computing	1,475	0	0.00%
Interpersonal Relations	1,400	0	0.00%
Sports	1,343	0	0.00%
Humor	875	1	0.11%
Local News	829	1	0.12%
Photography	591	0	0.00%
Business	487	1	0.21%
Television	429	0	0.00%
Food & Drink	371	1	0.27%
Weather	313	0	0.00%
Travel	301	0	0.00%



Campaign Breakdown

Client	Campaign	Impressions	Clicks	CTR	Video Completions	StartDate	EndDate	Pacing	Walkin Visits	Conversions
	_GF_Video_11/1/2020-10/31/2021	16,488	21	0.13%	9,186	2020-11-01	2021-10-31	100	23	0
	_Search/KWC_Video_11/1/2020-	13,156	21	0.16%	7,146	2020-11-01	2021-10-31	100	0	0
	_GeoTargeting_OTT_11/1/2020-10/31/2021	5,494	1	0.02%	5,404	2020-11-01	2021-10-31	100	0	11
	_GeoTargeting_CTV_11/1/2020-10/31/2021	5,446	17	0.31%	4,874	2020-11-01	2021-10-31	100	0	0
	_SiteRT_Video_11/1/2020-10/31/2021	3,291	3	0.09%	1,660	2020-11-01	2021-10-31	100	0	0



	Geo Fence	Impressions	Clicks	CTR	Click Visits	View Visits	Walk In Visits
GF_Video_11/1/2020-10/31/2021	Flint Hills Community Health Center	1,963	2	0.10%	0	7	7
GF_Video_11/1/2020-10/31/2021	Walmart	770	2	0.26%	0	4	4
GF_Video_11/1/2020-10/31/2021	Cotton O'Neil Emporia	261	1	0.38%	1	2	3
GF_Video_11/1/2020-10/31/2021	Stormont Vail	3,405	4	0.12%	0	2	2
GF_Video_11/1/2020-10/31/2021	Haag Pharmacy	78	0	0.00%	0	2	2
GF_Video_11/1/2020-10/31/2021	Civic Center	250	0	0.00%	0	1	1
GF_Video_11/1/2020-10/31/2021	Wesley Hospital	3,901	4	0.10%	0	1	1
GF_Video_11/1/2020-10/31/2021	Graves Drug Co	403	0	0.00%	0	1	1
GF_Video_11/1/2020-10/31/2021	Dillons	351	0	0.00%	0	1	1
GF_Video_11/1/2020-10/31/2021	Emporia Place	340	1	0.29%	0	1	1
GF_Video_11/1/2020-10/31/2021	Ascension Via Christi St. Joseph	807	1	0.12%	0	0	0
GF_Video_11/1/2020-10/31/2021	Flint Hills Care Center Inc	158	0	0.00%	0	0	0
GF_Video_11/1/2020-10/31/2021	Broadview Towers	158	0	0.00%	0	0	0
GF_Video_11/1/2020-10/31/2021	Holiday Resort	43	0	0.00%	0	0	0
GF_Video_11/1/2020-10/31/2021	Walgreens Pharmacy	167	0	0.00%	0	0	0
GF_Video_11/1/2020-10/31/2021	St. Francis	1,125	2	0.18%	0	0	0
GF_Video_11/1/2020-10/31/2021	HomeTown Health Care	100	0	0.00%	0	0	0
GF_Video_11/1/2020-10/31/2021	Ascension Via Christi St. Francis	1,968	4	0.20%	0	0	0
GF_Video_11/1/2020-10/31/2021	CVS	240	0	0.00%	0	0	0



	Date	Campaign		Impressions	Clicks	Click Visits	View Visits	WalkIn Visits
Stormont Vail	Dec23, 2020	[REDACTED]	GF_Video_11/1/2020-10/31/2021	96	0	0	1	1
Cotton O'Neil Emporia	Dec21, 2020	[REDACTED]	GF_Video_11/1/2020-10/31/2021	10	0	0	1	1
Walmart	Dec18, 2020	[REDACTED]	GF_Video_11/1/2020-10/31/2021	34	0	0	1	1
Stormont Vail	Dec17, 2020	[REDACTED]	GF_Video_11/1/2020-10/31/2021	103	0	0	1	1
Haag Pharmacy	Dec16, 2020	[REDACTED]	GF_Video_11/1/2020-10/31/2021	8	0	0	1	1
Walmart	Dec16, 2020	[REDACTED]	GF_Video_11/1/2020-10/31/2021	19	0	0	1	1
Civic Center	Dec16, 2020	[REDACTED]	GF_Video_11/1/2020-10/31/2021	12	0	0	1	1
Haag Pharmacy	Dec14, 2020	[REDACTED]	GF_Video_11/1/2020-10/31/2021	1	0	0	1	1
Emporia Place	Dec14, 2020	[REDACTED]	GF_Video_11/1/2020-10/31/2021	10	0	0	1	1
Walmart	Dec12, 2020	[REDACTED]	GF_Video_11/1/2020-10/31/2021	20	1	0	1	1
Flint Hills Community Health Center	Dec12, 2020	[REDACTED]	GF_Video_11/1/2020-10/31/2021	69	0	0	1	1
Flint Hills Community Health Center	Dec11, 2020	[REDACTED]	GF_Video_11/1/2020-10/31/2021	90	0	0	1	1
Wesley Hospital	Dec11, 2020	[REDACTED]	GF_Video_11/1/2020-10/31/2021	127	1	0	1	1
Walmart	Dec11, 2020	[REDACTED]	GF_Video_11/1/2020-10/31/2021	25	0	0	1	1
Flint Hills Community Health Center	Dec07, 2020	[REDACTED]	GF_Video_11/1/2020-10/31/2021	52	0	0	1	1
Cotton O'Neil Emporia	Dec05, 2020	[REDACTED]	GF_Video_11/1/2020-10/31/2021	11	0	1	0	1
Dillons	Dec02, 2020	[REDACTED]	GF_Video_11/1/2020-10/31/2021	15	0	0	1	1
Cotton O'Neil Emporia	Dec01, 2020	[REDACTED]	GF_Video_11/1/2020-10/31/2021	3	0	0	1	1
Flint Hills Community Health Center	Nov30, 2020	[REDACTED]	GF_Video_11/1/2020-10/31/2021	58	0	0	1	1
Flint Hills Community Health Center	Nov29, 2020	[REDACTED]	GF_Video_11/1/2020-10/31/2021	71	0	0	1	1
Graves DrugCo	Nov28, 2020	[REDACTED]	GF_Video_11/1/2020-10/31/2021	13	0	0	1	1
Flint Hills Community Health Center	Nov27, 2020	[REDACTED]	GF_Video_11/1/2020-10/31/2021	43	0	0	1	1
Flint Hills Community Health Center	Nov25, 2020	[REDACTED]	GF_Video_11/1/2020-10/31/2021	77	0	0	1	1



	Domain	Impressions	Clicks	CTR
Total <input type="checkbox"/>		43,875	63	0.14%
[Redacted]	com.pixel.art.coloring.color.number	1,507	0	0.00%
[Redacted]	https://www.foxnews.com	834	8	0.96%
[Redacted]	445553058	642	0	0.00%
[Redacted]	http://www.emporiagazette.com	617	2	0.32%
[Redacted]	https://www.viki.com	456	1	0.22%
[Redacted]	com.crunchyroll.crunchyroid	455	0	0.00%
[Redacted]	https://a.moneyversed.com	442	0	0.00%
[Redacted]	com.pixel.art.coloring.color.number	401	0	0.00%
[Redacted]	https://otto.pch.com	381	0	0.00%
[Redacted]	329913454	381	3	0.79%
[Redacted]	paint.by.number.pixel.art.coloring.drawing.puzzle	361	0	0.00%
[Redacted]	622434129	345	0	0.00%
[Redacted]	vizio.watchfree	312	0	0.00%
[Redacted]	https://a.moneyversed.com	295	0	0.00%
[Redacted]	com.viki.android	291	0	0.00%
[Redacted]	https://a.honesttopaws.com	250	0	0.00%
[Redacted]	https://a.boredomtherapy.com	248	0	0.00%
[Redacted]	B00KDSGIPK	239	0	0.00%
[Redacted]	https://a.honesttopaws.com	229	0	0.00%
[Redacted]	samsung.tv.plus.904	226	0	0.00%
[Redacted]	com.zynga.words3	226	0	0.00%
[Redacted]	281940292	224	0	0.00%
[Redacted]	http://www.emporiagazette.com	224	0	0.00%
[Redacted]	https://weather.com	222	0	0.00%
[Redacted]	com.loop.match3d	217	0	0.00%



	City	Metro	Impressions	Clicks	CTR
Total ▾			43,537	63	0.14%
Search/KWC_Video_11/1/2020-10/31/2021	Emporia	Topeka KS	10,101	12	0.12%
GeoTargeting_OTT_11/1/2020-10/31/2021	Topeka	Topeka KS	4,773	1	0.02%
GeoTargeting_CTV_11/1/2020-10/31/2021	Topeka	Topeka KS	4,719	13	0.28%
GF_Video_11/1/2020-10/31/2021	Wichita	Wichita-Hutchinson KS	3,398	6	0.18%
GF_Video_11/1/2020-10/31/2021	Emporia	Topeka KS	3,028	3	0.10%
SiteRT_Video_11/1/2020-10/31/2021	Emporia	Topeka KS	2,775	2	0.07%
GF_Video_11/1/2020-10/31/2021	Topeka	Topeka KS	2,774	6	0.22%
Search/KWC_Video_11/1/2020-10/31/2021	Americus	Topeka KS	1,264	7	0.55%
GeoTargeting_CTV_11/1/2020-10/31/2021	Emporia	Topeka KS	727	4	0.55%
GeoTargeting_OTT_11/1/2020-10/31/2021	Emporia	Topeka KS	721	0	0.00%
GF_Video_11/1/2020-10/31/2021	Kansas City	KansasCity MO	647	0	0.00%
Search/KWC_Video_11/1/2020-10/31/2021	Madison	Wichita-Hutchinson KS	514	0	0.00%
Search/KWC_Video_11/1/2020-10/31/2021	Olpe	Topeka KS	358	0	0.00%
GF_Video_11/1/2020-10/31/2021	Chicago	Chicago IL	335	1	0.30%
Search/KWC_Video_11/1/2020-10/31/2021	Allen	Topeka KS	199	2	1.01%
GF_Video_11/1/2020-10/31/2021	Derby	Wichita-Hutchinson KS	186	0	0.00%
Search/KWC_Video_11/1/2020-10/31/2021	Lebo	Topeka KS	155	0	0.00%
SiteRT_Video_11/1/2020-10/31/2021	Olpe	Topeka KS	151	0	0.00%
GF_Video_11/1/2020-10/31/2021	Dallas	Dallas-Ft. Worth TX	151	0	0.00%
Search/KWC_Video_11/1/2020-10/31/2021	Hartford	Topeka KS	120	0	0.00%
GF_Video_11/1/2020-10/31/2021	Andover	Wichita-Hutchinson KS	113	1	0.88%
GF_Video_11/1/2020-10/31/2021	St Louis	St. Louis MO	113	0	0.00%
GF_Video_11/1/2020-10/31/2021	Spring Hill	KansasCity MO	108	0	0.00%
Search/KWC_Video_11/1/2020-10/31/2021	Cottonwood Falls	Wichita-Hutchinson KS	107	0	0.00%
GF_Video_11/1/2020-10/31/2021	Denver	Denver CO	102	0	0.00%
SiteRT_Video_11/1/2020-10/31/2021	Madison	Wichita-Hutchinson KS	98	0	0.00%
GF_Video_11/1/2020-10/31/2021	Olathe	KansasCity MO	94	0	0.00%
GF_Video_11/1/2020-10/31/2021	Manhattan	Topeka KS	90	0	0.00%
GF_Video_11/1/2020-10/31/2021	Haysville	Wichita-Hutchinson KS	88	0	0.00%
Search/KWC_Video_11/1/2020-10/31/2021	Strong City	Wichita-Hutchinson KS	85	0	0.00%
GF_Video_11/1/2020-10/31/2021	Tulsa	Tulsa OK	84	0	0.00%
GF_Video_11/1/2020-10/31/2021	El Dorado	Wichita-Hutchinson KS	83	0	0.00%
GF_Video_11/1/2020-10/31/2021	Wamego	Topeka KS	83	0	0.00%

_SiteRT_Video_11/1/2020-10/31/2021	Americus	Topeka KS	80	1	1.25%
_GF_Video_11/1/2020-10/31/2021	Overland Park	KansasCity MO	80	0	0.00%
_GF_Video_11/1/2020-10/31/2021	Newton	Wichita-Hutchinson KS	77	0	0.00%
_GF_Video_11/1/2020-10/31/2021	Pretty Prairie	Wichita-Hutchinson KS	76	0	0.00%
_GF_Video_11/1/2020-10/31/2021	Hutchinson	Wichita-Hutchinson KS	75	0	0.00%
_GF_Video_11/1/2020-10/31/2021	Americus	Topeka KS	73	0	0.00%
_Search/KWC_Video_11/1/2020-10/31/2021	Gridley	Topeka KS	71	0	0.00%
_GF_Video_11/1/2020-10/31/2021	Lawrence	KansasCity MO	66	0	0.00%
_Search/KWC_Video_11/1/2020-10/31/2021	Matkeld Green	Wichita-Hutchinson KS	61	0	0.00%
_SiteRT_Video_11/1/2020-10/31/2021	Council Grove	Topeka KS	61	0	0.00%
_GF_Video_11/1/2020-10/31/2021	Oklahoma City	OklahomaCity OK	58	0	0.00%
_GF_Video_11/1/2020-10/31/2021	Olpe	Topeka KS	56	0	0.00%
_GF_Video_11/1/2020-10/31/2021	Houston	Houston TX	55	0	0.00%
_GF_Video_11/1/2020-10/31/2021	Maize	Wichita-Hutchinson KS	50	0	0.00%
_GF_Video_11/1/2020-10/31/2021	Clearwater	Wichita-Hutchinson KS	49	0	0.00%
_GF_Video_11/1/2020-10/31/2021	Holton	Topeka KS	47	0	0.00%
_Search/KWC_Video_11/1/2020-10/31/2021	Reading	Topeka KS	43	0	0.00%
_Search/KWC_Video_11/1/2020-10/31/2021	Neosho Rapids	Topeka KS	40	0	0.00%
_GF_Video_11/1/2020-10/31/2021	Augusta	Wichita-Hutchinson KS	39	0	0.00%
_GF_Video_11/1/2020-10/31/2021	Berryton	Topeka KS	39	0	0.00%
_GF_Video_11/1/2020-10/31/2021	Lenexa	KansasCity MO	39	0	0.00%
_Search/KWC_Video_11/1/2020-10/31/2021	Admire	Topeka KS	38	0	0.00%
_GF_Video_11/1/2020-10/31/2021	Andale	Wichita-Hutchinson KS	37	0	0.00%
_GF_Video_11/1/2020-10/31/2021	Baldwin City	KansasCity MO	36	1	2.78%
_GF_Video_11/1/2020-10/31/2021	Springkeld	Springkeld MO	35	0	0.00%
_SiteRT_Video_11/1/2020-10/31/2021	Osage City	Topeka KS	33	0	0.00%
_GF_Video_11/1/2020-10/31/2021	Ottawa	KansasCity MO	33	0	0.00%
_GF_Video_11/1/2020-10/31/2021	Aurora	Denver CO	32	0	0.00%
_GF_Video_11/1/2020-10/31/2021	Atlanta	Atlanta GA	32	0	0.00%
_GF_Video_11/1/2020-10/31/2021	Salina	Wichita-Hutchinson KS	31	0	0.00%
_GF_Video_11/1/2020-10/31/2021	Madison	Wichita-Hutchinson KS	30	0	0.00%
_GF_Video_11/1/2020-10/31/2021	Urbana	Champaign & Springkeld-Decatur IL	30	0	0.00%
_GF_Video_11/1/2020-10/31/2021	Paxico	Topeka KS	29	0	0.00%
_GF_Video_11/1/2020-10/31/2021	Great Bend	Wichita-Hutchinson KS	28	0	0.00%
_GF_Video_11/1/2020-10/31/2021	Sacramento	Sacramento-Stockton-Modesto CA	27	0	0.00%
_GF_Video_11/1/2020-10/31/2021	Goddard	Wichita-Hutchinson KS	27	0	0.00%
_GF_Video_11/1/2020-10/31/2021	Louisville	Louisville KY	26	0	0.00%

_GF_Video_11/1/2020-10/31/2021	La Porte	Chicago IL	26	0	0.00%
_SiteRT_Video_11/1/2020-10/31/2021	Lebo	Topeka KS	25	0	0.00%
_GF_Video_11/1/2020-10/31/2021	Arlington	Dallas-Ft. Worth TX	25	0	0.00%
_GF_Video_11/1/2020-10/31/2021	Liberal	Wichita-Hutchinson KS	25	0	0.00%
_GF_Video_11/1/2020-10/31/2021	Haven	Wichita-Hutchinson KS	25	0	0.00%
_GF_Video_11/1/2020-10/31/2021	Dodge City	Wichita-Hutchinson KS	24	0	0.00%
_GF_Video_11/1/2020-10/31/2021	Wellington	Wichita-Hutchinson KS	24	0	0.00%
_GF_Video_11/1/2020-10/31/2021	Livingston	New York NY	23	0	0.00%
_GF_Video_11/1/2020-10/31/2021	Arkansas City	Wichita-Hutchinson KS	23	0	0.00%
_GF_Video_11/1/2020-10/31/2021	Leawood	Kansas City MO	23	0	0.00%
_GF_Video_11/1/2020-10/31/2021	New York	New York NY	23	0	0.00%
_GF_Video_11/1/2020-10/31/2021	Minneapolis	Minneapolis-St. Paul MN	23	0	0.00%
_SiteRT_Video_11/1/2020-10/31/2021	Hartford	Topeka KS	23	0	0.00%
_GF_Video_11/1/2020-10/31/2021	Hamilton	Wichita-Hutchinson KS	22	0	0.00%
_GF_Video_11/1/2020-10/31/2021	Los Angeles	Los Angeles CA	22	0	0.00%
_GF_Video_11/1/2020-10/31/2021	Madison	Madison WI	21	0	0.00%
_GF_Video_11/1/2020-10/31/2021	Soldier	Topeka KS	21	0	0.00%
_GF_Video_11/1/2020-10/31/2021	Las Vegas	Las Vegas NV	20	0	0.00%
_GF_Video_11/1/2020-10/31/2021	Birmingham	Birmingham AL	19	0	0.00%
_GF_Video_11/1/2020-10/31/2021	Phoenix	Phoenix AZ	19	0	0.00%
_GF_Video_11/1/2020-10/31/2021	Pittsburg	Joplin MO-Pittsburg KS	19	0	0.00%
_GF_Video_11/1/2020-10/31/2021	Valley Falls	Topeka KS	19	0	0.00%
_GF_Video_11/1/2020-10/31/2021	Austin	Austin TX	19	0	0.00%
_GF_Video_11/1/2020-10/31/2021	Hays	Wichita-Hutchinson KS	19	0	0.00%
_GF_Video_11/1/2020-10/31/2021	Tampa	Tampa-St. Petersburg (Sarasota) FL	18	0	0.00%
_GF_Video_11/1/2020-10/31/2021	Des Moines	Des Moines-Ames IA	18	0	0.00%
_GF_Video_11/1/2020-10/31/2021	Conway Springs	Wichita-Hutchinson KS	18	0	0.00%
_GF_Video_11/1/2020-10/31/2021	Valley Center	Wichita-Hutchinson KS	18	0	0.00%
_GF_Video_11/1/2020-10/31/2021	Emporia	Richmond-Petersburg VA	18	0	0.00%
_GF_Video_11/1/2020-10/31/2021	Osage City	Topeka KS	18	0	0.00%
_GF_Video_11/1/2020-10/31/2021	Washington	Washington DC (Hagerstown MD)	17	0	0.00%
_GF_Video_11/1/2020-10/31/2021	Bolivar	Springfield MO	17	0	0.00%
_GF_Video_11/1/2020-10/31/2021	Neosho Rapids	Topeka KS	17	1	5.88%
_GF_Video_11/1/2020-10/31/2021	Columbus	Indianapolis IN	17	0	0.00%
_GF_Video_11/1/2020-10/31/2021	Henderson	Las Vegas NV	17	0	0.00%
_GF_Video_11/1/2020-10/31/2021	Florissant	St. Louis MO	17	0	0.00%
_GF_Video_11/1/2020-10/31/2021	Iola	Joplin MO-Pittsburg KS	17	0	0.00%

_GF_Video_11/1/2020-10/31/2021	San Jose	San Francisco-Oakland-San Jose CA	16	0	0.00%
_GF_Video_11/1/2020-10/31/2021	Cedar Rapids	Cedar Rapids-Waterloo-Iowa City & Dubuque IA	16	0	0.00%
_GF_Video_11/1/2020-10/31/2021	Omaha	Omaha NE	16	0	0.00%
_GF_Video_11/1/2020-10/31/2021	Philadelphia	Philadelphia PA	15	0	0.00%
_GF_Video_11/1/2020-10/31/2021	Tonganoxie	KansasCity MO	15	0	0.00%
_GF_Video_11/1/2020-10/31/2021	Burlington	Topeka KS	15	0	0.00%
_GF_Video_11/1/2020-10/31/2021	Junction City	Topeka KS	15	0	0.00%
_GF_Video_11/1/2020-10/31/2021	Little Rock	Little Rock-Pine Bluff AR	15	0	0.00%
_GF_Video_11/1/2020-10/31/2021	Columbus	Columbus OH	15	0	0.00%
_GF_Video_11/1/2020-10/31/2021	Nashville	Nashville TN	14	0	0.00%
_GF_Video_11/1/2020-10/31/2021	Indianapolis	Indianapolis IN	14	0	0.00%
_GF_Video_11/1/2020-10/31/2021	Farmington	St. Louis MO	14	1	7.14%
_GF_Video_11/1/2020-10/31/2021	Tecumseh	Topeka KS	14	0	0.00%
_GF_Video_11/1/2020-10/31/2021	Lincoln	Lincoln & Hastings-Kearney NE	14	0	0.00%
_GF_Video_11/1/2020-10/31/2021	Horton	Topeka KS	13	0	0.00%
_GF_Video_11/1/2020-10/31/2021	Independence	KansasCity MO	13	0	0.00%
_GF_Video_11/1/2020-10/31/2021	Mission	KansasCity MO	13	0	0.00%
_SiteRT_Video_11/1/2020-10/31/2021	Allen	Topeka KS	13	0	0.00%
_GF_Video_11/1/2020-10/31/2021	Gardner	KansasCity MO	13	0	0.00%
_GF_Video_11/1/2020-10/31/2021	Newark	Columbus OH	13	0	0.00%
_GF_Video_11/1/2020-10/31/2021	Chanute	Joplin MO-Pittsburg KS	13	0	0.00%
_GF_Video_11/1/2020-10/31/2021	Charlotte	Charlotte NC	12	0	0.00%
_GF_Video_11/1/2020-10/31/2021	Tucson	Tucson (SierraVista) AZ	12	0	0.00%
_GF_Video_11/1/2020-10/31/2021	Fort Riley North	Topeka KS	12	0	0.00%
_GF_Video_11/1/2020-10/31/2021	Lebo	Topeka KS	12	0	0.00%
_GF_Video_11/1/2020-10/31/2021	Onaga	Topeka KS	12	0	0.00%
_GF_Video_11/1/2020-10/31/2021	Mulvane	Wichita-Hutchinson KS	12	0	0.00%
_GF_Video_11/1/2020-10/31/2021	Detroit	Detroit MI	12	0	0.00%
_GF_Video_11/1/2020-10/31/2021	Sabetha	Topeka KS	11	0	0.00%
_SiteRT_Video_11/1/2020-10/31/2021	Cottonwood Falls	Wichita-Hutchinson KS	11	0	0.00%
_GF_Video_11/1/2020-10/31/2021	Weaubleau	Springkeld MO	11	0	0.00%
_GF_Video_11/1/2020-10/31/2021	Rapid City	Rapid City SD	11	0	0.00%
_GF_Video_11/1/2020-10/31/2021	Bellevue	Seattle-Tacoma WA	11	0	0.00%
_GF_Video_11/1/2020-10/31/2021	Albuquerque	Albuquerque-SantaFe NM	11	0	0.00%
_GF_Video_11/1/2020-10/31/2021	Katy	Houston TX	11	0	0.00%
_GF_Video_11/1/2020-10/31/2021	West Chester	Cincinnati OH	10	0	0.00%
_GF_Video_11/1/2020-10/31/2021	Council Grove	Topeka KS	10	0	0.00%

h_GF_Video_11/1/2020-10/31/2021	Blue Springs	KansasCity MO	10	0	0.00%
h_SiteRT_Video_11/1/2020-10/31/2021	Neosho Rapids	Topeka KS	10	0	0.00%
h_GF_Video_11/1/2020-10/31/2021	Addison	Chicago IL	10	0	0.00%
h_GF_Video_11/1/2020-10/31/2021	Elsmore	KansasCity MO	10	0	0.00%
h_GF_Video_11/1/2020-10/31/2021	Scranton	Topeka KS	10	0	0.00%
h_GF_Video_11/1/2020-10/31/2021	Harrisonville	KansasCity MO	10	0	0.00%
h_GF_Video_11/1/2020-10/31/2021	Miami	Miami-Ft. LauderdaleFL	10	0	0.00%
h_GF_Video_11/1/2020-10/31/2021	Clarksville	NashvilleTN	10	0	0.00%
h_GF_Video_11/1/2020-10/31/2021	Winkeld	Wichita-Hutchinson KS	9	0	0.00%
h_GF_Video_11/1/2020-10/31/2021	Fair Play	Springkeld MO	9	0	0.00%
h_GF_Video_11/1/2020-10/31/2021	Beaverton	Portland OR	9	0	0.00%
h_GF_Video_11/1/2020-10/31/2021	West PalmBeach	West Palm Beach-Ft. Pierce FL	9	0	0.00%
h_GF_Video_11/1/2020-10/31/2021	Tallahassee	Tallahassee FL-Thomasville GA	9	0	0.00%
h_GF_Video_11/1/2020-10/31/2021	Ozawkie	Topeka KS	9	0	0.00%
h_GF_Video_11/1/2020-10/31/2021	Saint Robert	Springkeld MO	9	0	0.00%
h_GF_Video_11/1/2020-10/31/2021	Saint Joseph	St. Joseph MO	9	0	0.00%
h_GF_Video_11/1/2020-10/31/2021	Durango	Albuquerque-SantaFe NM	9	0	0.00%
h_GF_Video_11/1/2020-10/31/2021	Wellsville	Buffalo NY	9	0	0.00%
h_GF_Video_11/1/2020-10/31/2021	Akron	Cleveland-Akron (Canton) OH	8	0	0.00%
h_GF_Video_11/1/2020-10/31/2021	Milford	Topeka KS	8	0	0.00%
h_GF_Video_11/1/2020-10/31/2021	Edgerton	KansasCity MO	8	0	0.00%
h_GF_Video_11/1/2020-10/31/2021	Garden City	Wichita-Hutchinson KS	8	0	0.00%
h_GF_Video_11/1/2020-10/31/2021	Allen	Dallas-Ft. Worth TX	8	0	0.00%
h_GF_Video_11/1/2020-10/31/2021	San Antonio	San AntonioTX	8	0	0.00%
h_GF_Video_11/1/2020-10/31/2021	Willowbrook	Chicago IL	8	0	0.00%
h_GF_Video_11/1/2020-10/31/2021	Leavenworth	KansasCity MO	8	0	0.00%
h_GF_Video_11/1/2020-10/31/2021	Reading	Topeka KS	8	0	0.00%
h_GF_Video_11/1/2020-10/31/2021	Udall	Wichita-Hutchinson KS	8	0	0.00%
h_GF_Video_11/1/2020-10/31/2021	Joplin	Joplin MO-PittsburgKS	8	0	0.00%
h_GF_Video_11/1/2020-10/31/2021	Alma	Topeka KS	8	0	0.00%
h_GF_Video_11/1/2020-10/31/2021	Yates Center	Joplin MO-PittsburgKS	8	0	0.00%
h_GF_Video_11/1/2020-10/31/2021	Burlingame	Topeka KS	8	0	0.00%
h_GF_Video_11/1/2020-10/31/2021	The Bronx	New YorkNY	8	0	0.00%
h_GF_Video_11/1/2020-10/31/2021	Bennington	Wichita-Hutchinson KS	8	0	0.00%
h_GF_Video_11/1/2020-10/31/2021	Fort Worth	Dallas-Ft. Worth TX	8	0	0.00%
h_GF_Video_11/1/2020-10/31/2021	Lee's Summit	KansasCity MO	8	0	0.00%
h_GF_Video_11/1/2020-10/31/2021	Saint Marys	Topeka KS	8	0	0.00%

_GF_Video_11/1/2020-10/31/2021	Abilene	Wichita-Hutchinson KS	8	0	0.00%
_GF_Video_11/1/2020-10/31/2021	Oskaloosa	Topeka KS	8	0	0.00%
_GF_Video_11/1/2020-10/31/2021	Hesston	Wichita-Hutchinson KS	8	0	0.00%
_GF_Video_11/1/2020-10/31/2021	Aurora	Chicago IL	8	0	0.00%
_GF_Video_11/1/2020-10/31/2021	Waverly	Topeka KS	8	0	0.00%
_GF_Video_11/1/2020-10/31/2021	Frisco	Dallas-Ft. Worth TX	8	0	0.00%
_GF_Video_11/1/2020-10/31/2021	Shawnee	KansasCity MO	7	0	0.00%
_GF_Video_11/1/2020-10/31/2021	Crescent	OklahomaCity OK	7	0	0.00%
_GF_Video_11/1/2020-10/31/2021	Linden	New YorkNY	7	0	0.00%
_GF_Video_11/1/2020-10/31/2021	Harrisburg	Paducah KY-Cape Girardeau MO-Harrisburg-Mount Vernon IL	7	0	0.00%
_GF_Video_11/1/2020-10/31/2021	Temple	Waco-Temple-Bryan TX	7	0	0.00%
_GF_Video_11/1/2020-10/31/2021	Gainesville	Gainesville FL	7	0	0.00%
_GF_Video_11/1/2020-10/31/2021	Carthage	Joplin MO-Pittsburg KS	7	0	0.00%
_GF_Video_11/1/2020-10/31/2021	Russell	Wichita-Hutchinson KS	7	0	0.00%
_GF_Video_11/1/2020-10/31/2021	Pratt	Wichita-Hutchinson KS	7	0	0.00%
_GF_Video_11/1/2020-10/31/2021	Bloomkeld	New YorkNY	7	0	0.00%
_GF_Video_11/1/2020-10/31/2021	Doylestown	Philadelphia PA	7	0	0.00%
_GF_Video_11/1/2020-10/31/2021	Cimarron	Wichita-Hutchinson KS	7	0	0.00%
_GF_Video_11/1/2020-10/31/2021	Orlando	Orlando-Daytona Beach-Melbourne FL	7	0	0.00%
_GF_Video_11/1/2020-10/31/2021	Toledo	Toledo OH	7	0	0.00%
_GF_Video_11/1/2020-10/31/2021	Goldthwaite	Waco-Temple-Bryan TX	7	0	0.00%
_GF_Video_11/1/2020-10/31/2021	Fredonia	Joplin MO-Pittsburg KS	7	0	0.00%
_GF_Video_11/1/2020-10/31/2021	Bardstown	Louisville KY	7	0	0.00%
_GF_Video_11/1/2020-10/31/2021	Bonner Springs	KansasCity MO	6	0	0.00%
_GF_Video_11/1/2020-10/31/2021	Euless	Dallas-Ft. Worth TX	6	0	0.00%
_GF_Video_11/1/2020-10/31/2021	Saint George	Topeka KS	6	0	0.00%
_GF_Video_11/1/2020-10/31/2021	Stillwater	OklahomaCity OK	6	0	0.00%
_GF_Video_11/1/2020-10/31/2021	Ogden	Topeka KS	6	0	0.00%
_SiteRT_Video_11/1/2020-10/31/2021	Admire	Topeka KS	6	0	0.00%
_GF_Video_11/1/2020-10/31/2021	Overbrook	Topeka KS	6	0	0.00%
_GF_Video_11/1/2020-10/31/2021	Anaheim	Los Angeles CA	6	0	0.00%
_GF_Video_11/1/2020-10/31/2021	Buffalo	Springkeld MO	6	0	0.00%
_GF_Video_11/1/2020-10/31/2021	Seattle	Seattle-Tacoma WA	6	0	0.00%
_GF_Video_11/1/2020-10/31/2021	Rockford	Rockford IL	6	0	0.00%
_GF_Video_11/1/2020-10/31/2021	Downers Grove	Chicago IL	6	0	0.00%
_GF_Video_11/1/2020-10/31/2021	Mankato	Mankato MN	6	0	0.00%
_GF_Video_11/1/2020-10/31/2021	Brentwood	Nashville TN	6	0	0.00%

_GF_Video_11/1/2020-10/31/2021	Milwaukee	Milwaukee WI	6	0	0.00%
_GF_Video_11/1/2020-10/31/2021	Ellinwood	Wichita-Hutchinson KS	6	0	0.00%
_GF_Video_11/1/2020-10/31/2021	Perry	Topeka KS	6	0	0.00%
_GF_Video_11/1/2020-10/31/2021	Marion	Wichita-Hutchinson KS	6	0	0.00%
_GF_Video_11/1/2020-10/31/2021	Cheney	Wichita-Hutchinson KS	6	0	0.00%
_GF_Video_11/1/2020-10/31/2021	Edmond	OklahomaCity OK	6	0	0.00%
_GF_Video_11/1/2020-10/31/2021	Pueblo	Colorado Springs-PuebloCO	6	0	0.00%
_GF_Video_11/1/2020-10/31/2021	Columbia	Columbia-Jefferson CityMO	5	0	0.00%
_GF_Video_11/1/2020-10/31/2021	Quincy	Quincy IL-Hannibal MO-Keokuk IA	5	0	0.00%
_GF_Video_11/1/2020-10/31/2021	Hoxie	Wichita-Hutchinson KS	5	0	0.00%
_GF_Video_11/1/2020-10/31/2021	Saint Paul	Minneapolis-St. Paul MN	5	0	0.00%
_GF_Video_11/1/2020-10/31/2021	Mayetta	Topeka KS	5	0	0.00%
_GF_Video_11/1/2020-10/31/2021	Colwich	Wichita-Hutchinson KS	5	0	0.00%
_GF_Video_11/1/2020-10/31/2021	Walton	Wichita-Hutchinson KS	5	0	0.00%
_GF_Video_11/1/2020-10/31/2021	Sioux Falls	Sioux Falls(Mitchell)SD	5	0	0.00%
_GF_Video_11/1/2020-10/31/2021	Waco	Waco-Temple-Bryan TX	5	0	0.00%
_GF_Video_11/1/2020-10/31/2021	Auxvasse	Columbia-Jefferson CityMO	5	0	0.00%
_GF_Video_11/1/2020-10/31/2021	Carrollton	Dallas-Ft. Worth TX	5	0	0.00%
_GF_Video_11/1/2020-10/31/2021	Bentley	Wichita-Hutchinson KS	5	0	0.00%
_GF_Video_11/1/2020-10/31/2021	Higginsville	KansasCity MO	5	0	0.00%
_GF_Video_11/1/2020-10/31/2021	Holmdel	New YorkNY	5	0	0.00%
_GF_Video_11/1/2020-10/31/2021	Eudora	KansasCity MO	5	0	0.00%
_GF_Video_11/1/2020-10/31/2021	Glencoe	St. LouisMO	5	0	0.00%
_GF_Video_11/1/2020-10/31/2021	Casper	Casper-Riverton WY	5	0	0.00%
_GF_Video_11/1/2020-10/31/2021	Ponca City	OklahomaCity OK	5	0	0.00%
_GF_Video_11/1/2020-10/31/2021	Dubuque	Cedar Rapids-Waterloo-Iowa City & Dubuque IA	5	0	0.00%
_GF_Video_11/1/2020-10/31/2021	Elkhorn	Milwaukee WI	5	0	0.00%
_GF_Video_11/1/2020-10/31/2021	Strong City	Wichita-Hutchinson KS	5	0	0.00%
_GF_Video_11/1/2020-10/31/2021	Excelsior Springs	KansasCity MO	5	0	0.00%
_GF_Video_11/1/2020-10/31/2021	Memphis	Memphis TN	5	0	0.00%
_GF_Video_11/1/2020-10/31/2021	Saint Augustine	Jacksonville FL	5	0	0.00%
_GF_Video_11/1/2020-10/31/2021	Gaithersburg	Washington DC (Hagerstown MD)	5	0	0.00%
_GF_Video_11/1/2020-10/31/2021	Liberty	KansasCity MO	5	0	0.00%
_GF_Video_11/1/2020-10/31/2021	Littleton	Denver CO	5	0	0.00%
_GF_Video_11/1/2020-10/31/2021	Mt. Pleasant	Charleston SC	5	0	0.00%
_GF_Video_11/1/2020-10/31/2021	Eaton	Denver CO	5	0	0.00%
_GF_Video_11/1/2020-10/31/2021	Republic	Springfeld MO	5	0	0.00%

_GF_Video_11/1/2020-10/31/2021	Newark	New YorkNY	5	0	0.00%
_GF_Video_11/1/2020-10/31/2021	Cape Girardeau	Paducah KY-Cape Girardeau MO-Harrisburg-Mount Vernon IL	5	0	0.00%
_GF_Video_11/1/2020-10/31/2021	Benton	Wichita-Hutchinson KS	5	0	0.00%
_GF_Video_11/1/2020-10/31/2021	McPherson	Wichita-Hutchinson KS	5	0	0.00%
_GF_Video_11/1/2020-10/31/2021	Harper	Wichita-Hutchinson KS	5	0	0.00%
_GF_Video_11/1/2020-10/31/2021	Fayetteville	Ft. Smith-Fayetteville-Springdale-RogersAR	4	0	0.00%
_GF_Video_11/1/2020-10/31/2021	Ballwin	St. LouisMO	4	0	0.00%
_GF_Video_11/1/2020-10/31/2021	Broken Arrow	TulsaOK	4	0	0.00%
_GF_Video_11/1/2020-10/31/2021	Wetmore	TopekaKS	4	0	0.00%
_GF_Video_11/1/2020-10/31/2021	Paola	KansasCity MO	4	0	0.00%
_GF_Video_11/1/2020-10/31/2021	Aubrey	Dallas-Ft. WorthTX	4	0	0.00%
_GF_Video_11/1/2020-10/31/2021	Norton	Wichita-Hutchinson KS	4	0	0.00%
_GF_Video_11/1/2020-10/31/2021	Alexandria	Washington DC (Hagerstown MD)	4	0	0.00%
_GF_Video_11/1/2020-10/31/2021	Salt Lake City	Salt Lake City UT	4	0	0.00%
_GF_Video_11/1/2020-10/31/2021	Cincinnati	Cincinnati OH	4	0	0.00%
_GF_Video_11/1/2020-10/31/2021	North Olmsted	Cleveland-Akron (Canton) OH	4	0	0.00%
_GF_Video_11/1/2020-10/31/2021	Riverside	KansasCity MO	4	0	0.00%
_GF_Video_11/1/2020-10/31/2021	Belton	KansasCity MO	4	0	0.00%
_GF_Video_11/1/2020-10/31/2021	Ozark	Springkeld MO	4	0	0.00%
_GF_Video_11/1/2020-10/31/2021	Columbus	Columbus GA	4	0	0.00%
_GF_Video_11/1/2020-10/31/2021	Ringling	Wichita Falls TX & Lawton OK	4	0	0.00%
_GF_Video_11/1/2020-10/31/2021	Irving	Dallas-Ft. WorthTX	4	0	0.00%
_GF_Video_11/1/2020-10/31/2021	Brooklyn	New YorkNY	4	0	0.00%
_GF_Video_11/1/2020-10/31/2021	Old Town	Bangor ME	4	0	0.00%
_GF_Video_11/1/2020-10/31/2021	Carbondale	TopekaKS	4	0	0.00%
_GF_Video_11/1/2020-10/31/2021	Monticello	Cedar Rapids-Waterloo-Iowa City & Dubuque IA	4	0	0.00%
_GF_Video_11/1/2020-10/31/2021	Frankfort	TopekaKS	4	0	0.00%
_GF_Video_11/1/2020-10/31/2021	Titusville	Orlando-Daytona Beach-Melbourne FL	4	0	0.00%
_GF_Video_11/1/2020-10/31/2021	Durham	Raleigh-Durham (Fayetteville) NC	4	0	0.00%
_GF_Video_11/1/2020-10/31/2021	Cottonwood Falls	Wichita-Hutchinson KS	4	0	0.00%
_GF_Video_11/1/2020-10/31/2021	Howard	Wichita-Hutchinson KS	4	0	0.00%
_GF_Video_11/1/2020-10/31/2021	Knoxville	Knoxville TN	4	0	0.00%
_GF_Video_11/1/2020-10/31/2021	Cape Coral	Ft. Myers-NaplesFL	4	0	0.00%
_GF_Video_11/1/2020-10/31/2021	Alpharetta	Atlanta GA	4	0	0.00%
_GF_Video_11/1/2020-10/31/2021	Glendale	Phoenix AZ	4	0	0.00%
_GF_Video_11/1/2020-10/31/2021	Colorado Springs	Colorado Springs-PuebloCO	4	0	0.00%
_GF_Video_11/1/2020-10/31/2021	Centralia	TopekaKS	4	0	0.00%

_GF_Video_11/1/2020-10/31/2021	San LuisObispo	Santa Barbara-Santa Maria-San Luis Obispo CA	4	0	0.00%
_GF_Video_11/1/2020-10/31/2021	Fuquay-Varina	Raleigh-Durham (Fayetteville) NC	4	0	0.00%
_GF_Video_11/1/2020-10/31/2021	Manchester Center	Albany-Schenectady-Troy NY	4	0	0.00%
_GF_Video_11/1/2020-10/31/2021	Crane	Springkeld MO	4	0	0.00%
_GF_Video_11/1/2020-10/31/2021	Ann Arbor	Detroit MI	4	0	0.00%
_GF_Video_11/1/2020-10/31/2021	Huntersville	Charlotte NC	4	0	0.00%
_GF_Video_11/1/2020-10/31/2021	Camdenton	Springkeld MO	4	0	0.00%
_GF_Video_11/1/2020-10/31/2021	Hamilton	Cincinnati OH	4	0	0.00%
_GF_Video_11/1/2020-10/31/2021	Toronto	Wichita-Hutchinson KS	4	0	0.00%
_GF_Video_11/1/2020-10/31/2021	Lansing	Lansing MI	4	0	0.00%
_GF_Video_11/1/2020-10/31/2021	Houma	New Orleans LA	4	0	0.00%
_GF_Video_11/1/2020-10/31/2021	Fairview Heights	St. Louis MO	4	0	0.00%
_GF_Video_11/1/2020-10/31/2021	Maryland Heights	St. Louis MO	4	0	0.00%
_GF_Video_11/1/2020-10/31/2021	Rio de Janeiro	Unknown	4	0	0.00%
_GF_Video_11/1/2020-10/31/2021	Clermont	Orlando-Daytona Beach-Melbourne FL	4	0	0.00%
_GF_Video_11/1/2020-10/31/2021	Kingwood	Houston TX	4	0	0.00%
_GF_Video_11/1/2020-10/31/2021	Clinton	Kansas City MO	4	0	0.00%
_GF_Video_11/1/2020-10/31/2021	Yonkers	New York NY	4	0	0.00%
_GF_Video_11/1/2020-10/31/2021	Moundridge	Wichita-Hutchinson KS	4	0	0.00%
_GF_Video_11/1/2020-10/31/2021	Andover	Minneapolis-St. Paul MN	4	0	0.00%
_GF_Video_11/1/2020-10/31/2021	Riverton	Joplin MO-Pittsburg KS	4	0	0.00%
_GF_Video_11/1/2020-10/31/2021	Eureka	Wichita-Hutchinson KS	4	0	0.00%
_GF_Video_11/1/2020-10/31/2021	Ocala	Orlando-Daytona Beach-Melbourne FL	4	0	0.00%
_GF_Video_11/1/2020-10/31/2021	Lincolnton	Wichita-Hutchinson KS	4	0	0.00%
_GF_Video_11/1/2020-10/31/2021	Alamosa	Grand Junction-Montrose CO	4	0	0.00%
_GF_Video_11/1/2020-10/31/2021	Virginia Beach	Norfolk-Portsmouth-Newport News VA	4	0	0.00%
_GF_Video_11/1/2020-10/31/2021	Meriden	Topeka KS	4	0	0.00%
_GF_Video_11/1/2020-10/31/2021	Jupiter	West Palm Beach-Ft. Pierce FL	4	0	0.00%
_GF_Video_11/1/2020-10/31/2021	Ottumwa	Ottumwa IA-Kirksville MO	4	0	0.00%
_GF_Video_11/1/2020-10/31/2021	Admire	Topeka KS	4	0	0.00%
_GF_Video_11/1/2020-10/31/2021	Chesapeake	Norfolk-Portsmouth-Newport News VA	4	0	0.00%
_GF_Video_11/1/2020-10/31/2021	North Richland Hills	Dallas-Ft. Worth TX	4	0	0.00%
_GF_Video_11/1/2020-10/31/2021	Lawrenceville	Atlanta GA	4	0	0.00%
_GF_Video_11/1/2020-10/31/2021	Duluth	Duluth MN-Superior WI	4	0	0.00%
_GF_Video_11/1/2020-10/31/2021	Spring Hill	Tampa-St. Petersburg (Sarasota) FL	4	0	0.00%
_GF_Video_11/1/2020-10/31/2021	Pompano Beach	Miami-Ft. Lauderdale FL	4	0	0.00%
_GF_Video_11/1/2020-10/31/2021	Granite City	St. Louis MO	3	0	0.00%

_GF_Video_11/1/2020-10/31/2021	Smithville	KansasCity MO	3	0	0.00%
_GF_Video_11/1/2020-10/31/2021	Allen	Topeka KS	3	0	0.00%
_GF_Video_11/1/2020-10/31/2021	York	Lincoln & Hastings-Kearney NE	3	0	0.00%
_GF_Video_11/1/2020-10/31/2021	Ephrata	Harrisburg-Lancaster-Lebanon-York PA	3	0	0.00%
_GF_Video_11/1/2020-10/31/2021	Grantville	Topeka KS	3	0	0.00%
_GF_Video_11/1/2020-10/31/2021	Fayetteville	Huntsville-Decatur (Florence) AL	3	0	0.00%
_GF_Video_11/1/2020-10/31/2021	York	Harrisburg-Lancaster-Lebanon-York PA	3	0	0.00%
_GF_Video_11/1/2020-10/31/2021	Lebanon	Lincoln & Hastings-Kearney NE	3	0	0.00%
_GF_Video_11/1/2020-10/31/2021	Scott City	Wichita-Hutchinson KS	3	0	0.00%
_GF_Video_11/1/2020-10/31/2021	Greensburg	Indianapolis IN	3	0	0.00%
_GF_Video_11/1/2020-10/31/2021	Jacksonville	Jacksonville FL	3	0	0.00%
_GF_Video_11/1/2020-10/31/2021	McLouth	Topeka KS	3	0	0.00%
_GF_Video_11/1/2020-10/31/2021	Richardson	Dallas-Ft. Worth TX	3	0	0.00%
_GF_Video_11/1/2020-10/31/2021	Pedro Leopoldo	Unknown	3	0	0.00%
_GF_Video_11/1/2020-10/31/2021	Mission	Harlingen-Weslaco-Brownsville-McAllen TX	3	0	0.00%
_GF_Video_11/1/2020-10/31/2021	Marshkeld	Springkeld MO	3	0	0.00%
_GF_Video_11/1/2020-10/31/2021	Greenwood	Indianapolis IN	3	0	0.00%
_GF_Video_11/1/2020-10/31/2021	Goodland	Wichita-Hutchinson KS	3	0	0.00%
_GF_Video_11/1/2020-10/31/2021	Colby	Wichita-Hutchinson KS	3	0	0.00%
_GF_Video_11/1/2020-10/31/2021	Sedgwick	Wichita-Hutchinson KS	3	0	0.00%
_GF_Video_11/1/2020-10/31/2021	Amboy	Mankato MN	3	1	33.33%
_GF_Video_11/1/2020-10/31/2021	Janesville	Minneapolis-St. Paul MN	3	0	0.00%
_GF_Video_11/1/2020-10/31/2021	Perry	Tallahassee FL-Thomasville GA	3	0	0.00%
_GF_Video_11/1/2020-10/31/2021	Colony	KansasCity MO	3	0	0.00%
_GF_Video_11/1/2020-10/31/2021	Rogers	Ft. Smith-Fayetteville-Springdale-Rogers AR	3	0	0.00%
_GF_Video_11/1/2020-10/31/2021	Bucyrus	Columbus OH	3	0	0.00%
_GF_Video_11/1/2020-10/31/2021	Home	Topeka KS	3	0	0.00%
_GF_Video_11/1/2020-10/31/2021	Springkeld	Champaign & Springkeld-Decatur IL	3	0	0.00%
_GF_Video_11/1/2020-10/31/2021	Providence	Providence RI-New Bedford MA	3	0	0.00%
_GF_Video_11/1/2020-10/31/2021	Oak Grove	KansasCity MO	3	0	0.00%
_GF_Video_11/1/2020-10/31/2021	Williamstown	Albany-Schenectady-Troy NY	3	0	0.00%
_GF_Video_11/1/2020-10/31/2021	Turney	KansasCity MO	3	0	0.00%
_GF_Video_11/1/2020-10/31/2021	Amarillo	Amarillo TX	3	0	0.00%
_GF_Video_11/1/2020-10/31/2021	Solomon	Wichita-Hutchinson KS	3	0	0.00%
_GF_Video_11/1/2020-10/31/2021	Grand Island	Lincoln & Hastings-Kearney NE	3	0	0.00%
_GF_Video_11/1/2020-10/31/2021	Harrisburg	Harrisburg-Lancaster-Lebanon-York PA	3	0	0.00%
_GF_Video_11/1/2020-10/31/2021	Lawrence	Philadelphia PA	3	0	0.00%

Programmatic Ad Performance

Preview

CTR

Complete

Clicks

Complete Rate

Campaign

Total

0.14%

28,270

63

64.40%

NWMN-P0131 Stroke.mp4

[ClickTag Test](#)



0.16%

7,146

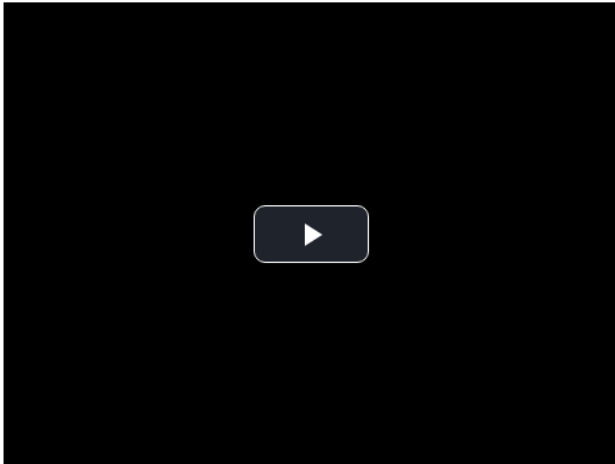
21

54.16%



NWMN-P0131 Stroke.mp4

[ClickTag Test](#)



0.13%

9,186

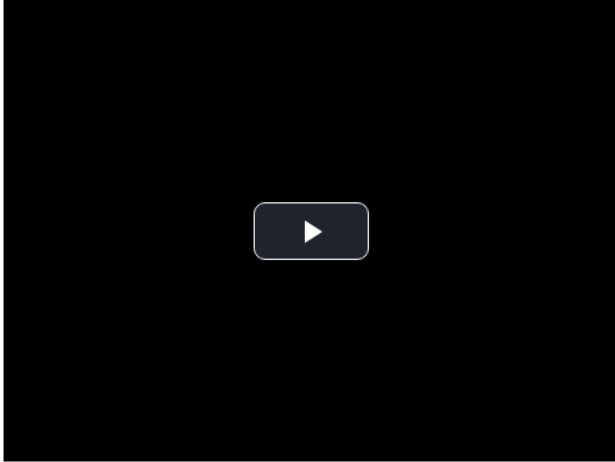
21

55.73%



NWMN-P0131 Stroke.mp4

[ClickTag Test](#)



0.31%

4,874

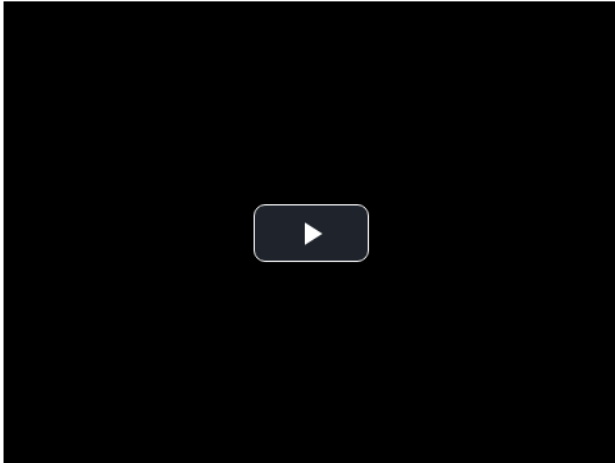
17

89.63%



NWMN-P0131 Stroke.mp4

[ClickTag Test](#)



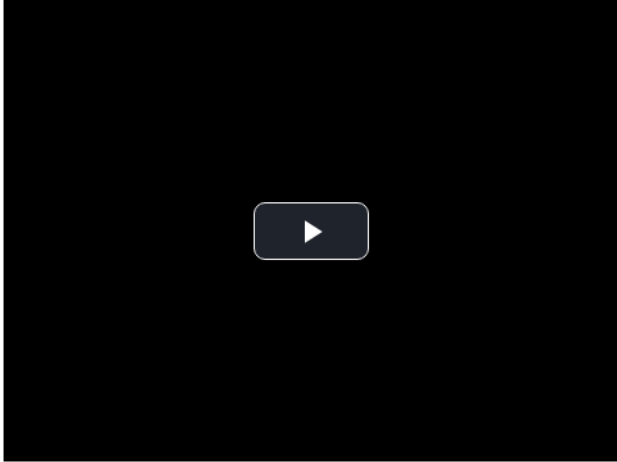
0.09%

1,660

3

50.58%





0.02%

5,404

1

98.29%

